



Università degli Studi dell'Insubria

---

## An integrated approach to the evaluation of ICT-based process innovation

Luigi Lavazza

luigi.lavazza@uninsubria.it


---



## Tutorial contents

---


- Evaluation of ICT-based process: typical issues and problems
- GQM: an introduction
- How to use GQM in the evaluation of ICT-based process
- Case study definition
- Applying the GQM tool in the case study
  - ▶ Defining the plan
  - ▶ Setting up a database for storing measures
  - ▶ Connecting queries to elements of the GQM plan
  - ▶ Statistical analysis of the measures
  - ▶ Reporting
- From GQM to GQM+strategies



→

- Evaluation of ICT-based process: typical issues and problems
- GQM: an introduction
- How to use GQM in the evaluation of ICT-based process
- Case study definition
- Case study: GQM plan
- Applying the GQM tool in the case study
- From GQM to GQM+strategies

Luigi Lavazza - An integrated approach to the evaluation of ICT-based process innovation - 3 - ICSEA 2011 tutorial



## ICT-based process: a reference model

- E, P |- R
  - ▶ E = environment
    - given, its rules and behaviour cannot be changed
  - ▶ P = process, i.e., actions performed in the environment
    - designed by us, subject to constraints (e.g., cost)
    - If the process is ICT-based, P contains at least a hardware/software machine
  - ▶ R = results, i.e., consequences of the process execution on the environment
- E, P |- R can be seen as a description of the *current* situation:

Luigi Lavazza - An integrated approach to the evaluation of ICT-based process innovation - 4 - ICSEA 2011 tutorial



## ICT-based process *improvement*

---

- The current situation is not satisfactory. I.e., in  $E, P \mid\!-\! R$  results  $R$  need to be improved.
- Let's say that the desired results are defined by  $R'$ .
- Since  $E$  is given, and  $R$  is consequence of  $E$  and  $P$ , we have to devise a new  $P$  that can deliver the required results:  
$$E, P' \mid\!-\! R'$$
- Of course, in general we are interested in minimizing the (cost of) changes, i.e., in minimizing  $\Delta P$  in  
$$E, P+\Delta P \mid\!-\! R'$$
  
where  $\Delta P$  is the process change ( $P' = P+\Delta P$ ).



## Different types of “objectives”

---

- In  $E, P+\Delta P \mid\!-\! R'$ 
  - ▶  $\Delta P$  is the process change objective, while
  - ▶  $R'$  is the final objective.
- In other words, we aim at implementing the process change  $\Delta P$  because we are interested in achieving  $R'$ .
- This is important to keep in mind!
- After implementing  $\Delta P$ , we need to measure that its results actually match  $R'$ .
  - ▶ In fact, we expect that  $E, P+\Delta P_{\text{planned}} \mid\!-\! R'$ ,  
but we have to verify that  $E, P+\Delta P_{\text{implemented}} \mid\!-\! R' !$



## Evaluation of ICT-based process: typical issues and problems

- When evaluating process improvement initiatives, the measurement plan has a set of fixed characteristics:
  - ▶ Typical purpose: evaluation
  - ▶ Typical Quality Foci: efficiency, time, amount of work done (e.g., number of procedures completed), etc.
  - ▶ Variation Factors depend on the context.
    - People factor is often very relevant (but in a non-human centred activity it could be less relevant...)

Luigi Lavazza - An integrated approach to the evaluation of ICT-based process innovation - 7 - ICSEA 2011 tutorial



## Evaluation of ICT-based process: typical issues

- In process improvement initiatives a typical issue concerns the comparison of the situation after innovation with respect to the situation before innovation.

$E, P \mid - R$

$E, P' \mid - R'$

- Measure of R and R' provide an indication of
  - ▶ Whether the objective (R') has been achieved
  - ▶ If not, to what extent we have improved (R'-R)

Luigi Lavazza - An integrated approach to the evaluation of ICT-based process innovation - 8 - ICSEA 2011 tutorial



## Evaluation of ICT-based process: typical issues

---

$E, P \mid - R$

$E, P' \mid - R'$

- If the objective ( $R'$ ) has been achieved, we still would like to know if it happened by chance or because  $P'$  was correctly implemented and executed.
- Thus, we measure  $P'$ , i.e., the process after the innovation.



## Evaluation of ICT-based process: typical issues

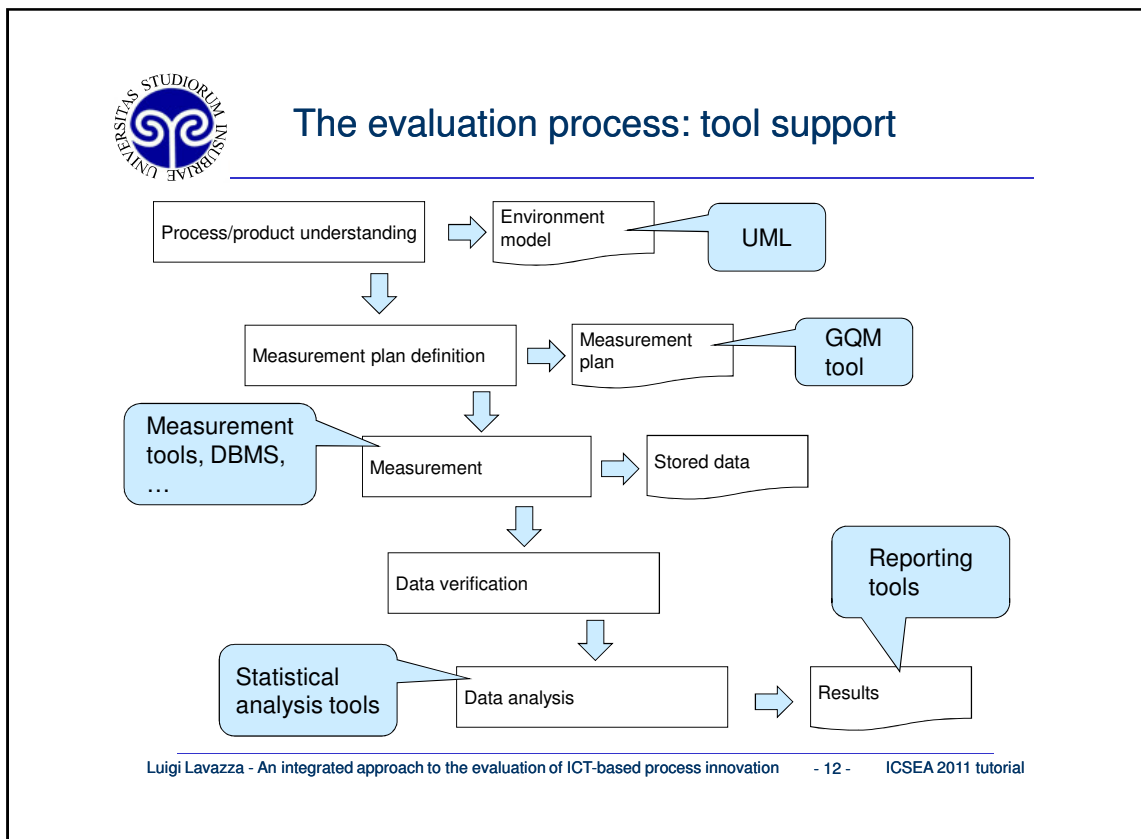
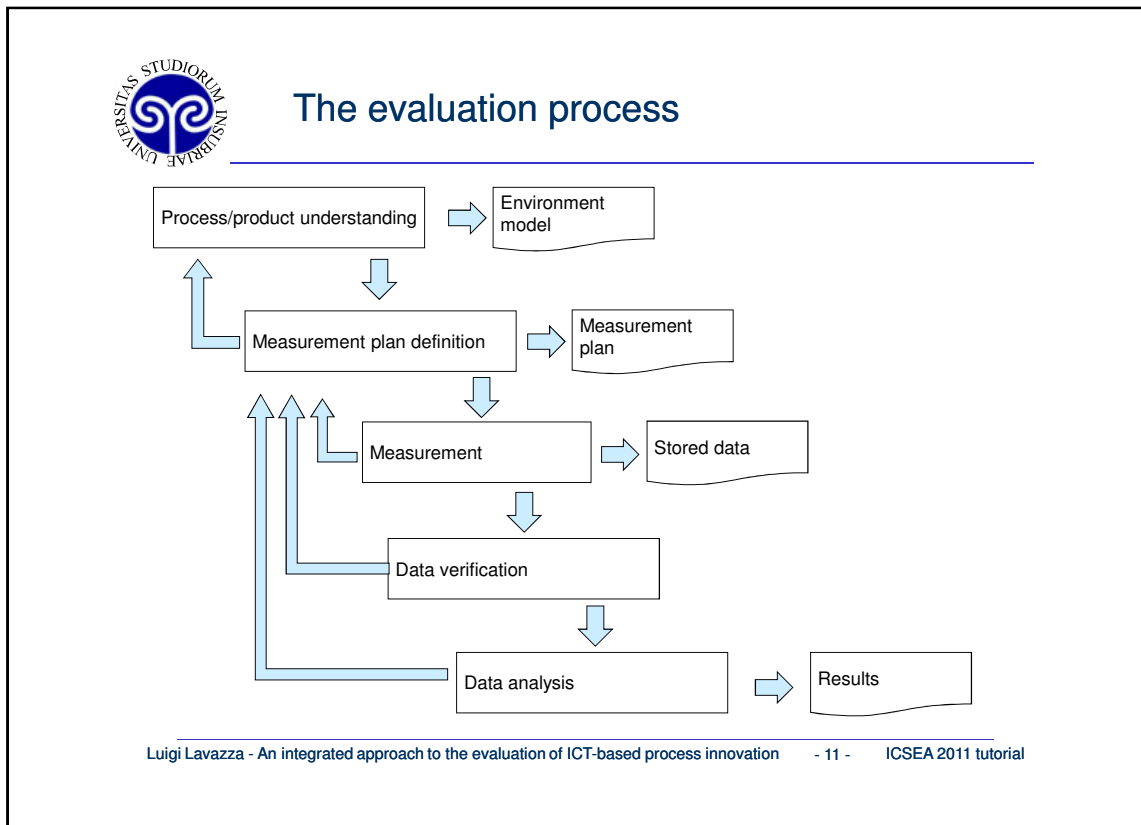
---

$E, P \mid - R$

$E', P' \mid - R'$

- In any case, it may happen that the environment does not behave as usual during the evaluation of the results of process improvement, i.e.,

- Thus, it is the case that we measure also the environment.





## Tools for the evaluation process

- Problem: you need different tools.
- As usual, integrating tools that provide very different functionalities can be very hard.
- Solution: the GQM tool integrates
  - ▶ The definition of GQM plans
  - ▶ The creation and execution of tables and queries for storing and retrieving measurement data
    - Tables and queries are associated to GQM elements (e.g., metrics, questions, etc.)
  - ▶ The execution of statistical analysis and the creation of reports
  - ▶ MySQL is used as a DBMS
  - ▶ R is used as a statistical analysis tool
- The connection of GQM elements to process and product models is not yet supported

Luigi Lavazza - An integrated approach to the evaluation of ICT-based process innovation - 13 - ICSEA 2011 tutorial



Evaluation of ICT-based process: typical issues and problems

GQM: an introduction

How to use GQM in the evaluation of ICT-based process

Case study definition

Case study: GQM plan

Applying the GQM tool in the case study

From GQM to GQM+strategies

Luigi Lavazza - An integrated approach to the evaluation of ICT-based process innovation - 14 - ICSEA 2011 tutorial



Università degli Studi dell'Insubria

---

## Goal-oriented software measurement: the Goal/Question/Metrics approach

Luigi Lavazza

luigi.lavazza@uninsubria.it

reduction from a presentation by Prof. H.D. Rombach

---



## The QIP-EF-G/Q/M Methodology

---

- Used for the experimentally-based improvement of process and product
- Conceived and developed at the University of Maryland by Prof. Basili's group
- Applied in diverse industrial environments (e.g., NASA, Motorola, ..., Allianz, ...)





## The QIP-EF-G/Q/M Methodology

---

- Composed of three fundamental elements
  - ▶ Quality Improvement Paradigm (QIP)
  - ▶ Experience Factory (EF)
  - ▶ Goal/Question/Metric (GQM) paradigm
- QIP is the reference framework
  - ▶ EF and GQM are two tools
- The fundamental idea is that improvement requires
  - ▶ knowledge of current state
  - ▶ reuse of process knowledge
  - ▶ establishment of quantifiable objectives
  - ▶ verification of goal's attainment



## QIP

---

- The QIP is a version of the scientific method tailored to the specific application field—Software Engineering—though it can be applied in other fields as well
- The idea is that every software project is an experiment:
  - ▶ it is unique
  - ▶ its results are not easily predictable (at least at this stage of technology)
  - ▶ its results cannot be reused as-is (at least at this stage of technology)
- Every project gives an opportunity for a software organization to augment and refine its own knowledge on
  - ▶ processes
  - ▶ products
  - ▶ resources



## QIP: Motivations

---


- Quality development a priori
  - ▶ Formalize process planning
  - ▶ Formalize assessment and improvement of processes and products
  - ▶ Analyze engineering methods to determine where, how, when, ... they are applicable and what results they yield
    - most Software Engineering methods are not formal, but heuristic
- Adapt processes
  - ▶ Process models must be tailored to the specific context
    - In particular, with respect to project objectives
  - ▶ Experience can be reused only after the required adaptation



## QIP: Motivations

---

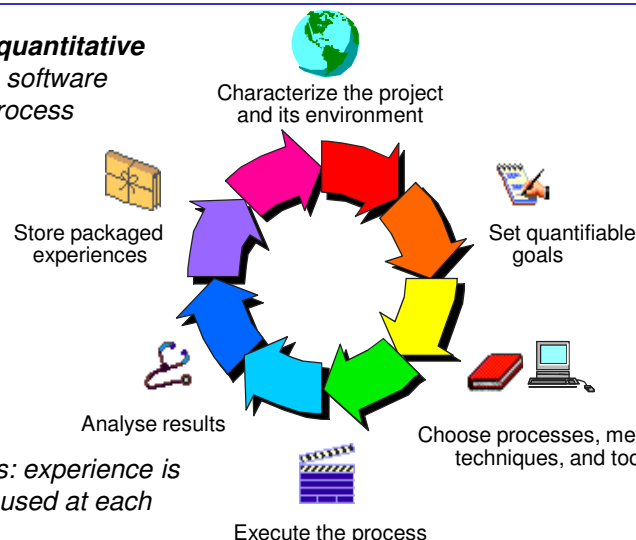
- Make the process treatable
  - ▶ Process must be kept under control
    - it is necessary to measure
  - ▶ Measurement too must be adapted to
    - context, objectives, who uses the results
  - ▶ It is mandatory that the project team provides the fundamental knowledge and ideas
- Measurement planning
  - ▶ Preparation of the environment
  - ▶ Instrumentation of the process
  - ▶ Identification of the most appropriate experimental design
  - ▶ Top-down strategy
    - from “why” and “what” to measure to “how” to measure
  - ▶ Use of different mechanisms for data collection and validation
  - ▶ Building, evolution, and use of a measurement database
  - ▶ Identification of roles in measurement activities



## QIP: Description


---

- **Planning and quantitative analysis of the software development process**
  
  
- **6 iteration steps: experience is adapted and reused at each iteration**



Luigi Lavazza - An integrated approach to the evaluation of ICT-based process innovation

ICSEA 2011 tutorial



## QIP: Description


---

- Characterize the project and the environment with respect to process models and measures.
- Establish process improvement goals.
- Choose process model, supporting methods and tools for the project, including support for measurement.
- Execute the process. At the same time, data are collected, validated, and analyzed to provide real-time support for the project.
- Analyze data to assess current practices, uncover problems, record facts, and provide improvement recommendations.
- Make experience reusable, by building updated models and other forms of structured knowledge.

Luigi Lavazza - An integrated approach to the evaluation of ICT-based process innovation

- 22 -

ICSEA 2011 tutorial




## QIP: Description

---

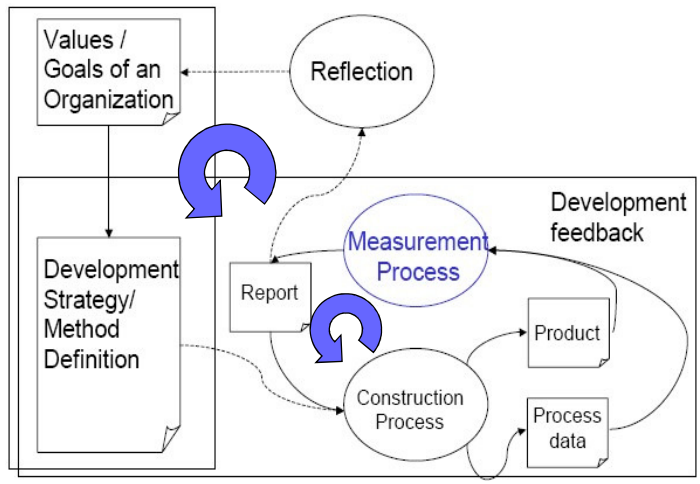
- Two feedback loops:
  - ▶ to the project at hand—on line
    - problem prevention and solution
    - project monitoring and support
    - alignment of the processes with the goals
  - ▶ to the organization—off line
    - comparison of actual data to the expected ones
    - explanation of the reasons for the discrepancies
    - build-up of experience in terms of
      - processes
      - products
      - documents
      - models
      - ...
- QIP may have other loops
  - ▶ the main loop describes the prevailing direction

Luigi Lavazza - An integrated approach to the evaluation of ICT-based process innovation
- 23 -
ICSEA 2011 tutorial




## The conceptual framework

---



Luigi Lavazza - An integrated approach to the evaluation of ICT-based process innovation
ICSEA 2011
- 24 -




## The Experience Factory

---

- A historic database (Experience Base) is needed to carry out assessments and comparisons
- The database must evolve to
  - ▶ tailor knowledge
  - ▶ generalize knowledge
  - ▶ allow for experience reuse
- Software engineers and managers need real-time indications, while organizations need post-mortem analyses.
- An infrastructure is needed: the Experience Factory

---

Luigi Lavazza - An integrated approach to the evaluation of ICT-based process innovation
- 25 -
ICSEA 2011 tutorial



## QIP and the experience factory

---

*Projects*

planning

project plan


execution

monitoring


↑ reuse

↓ record


*Experience factory*



product models



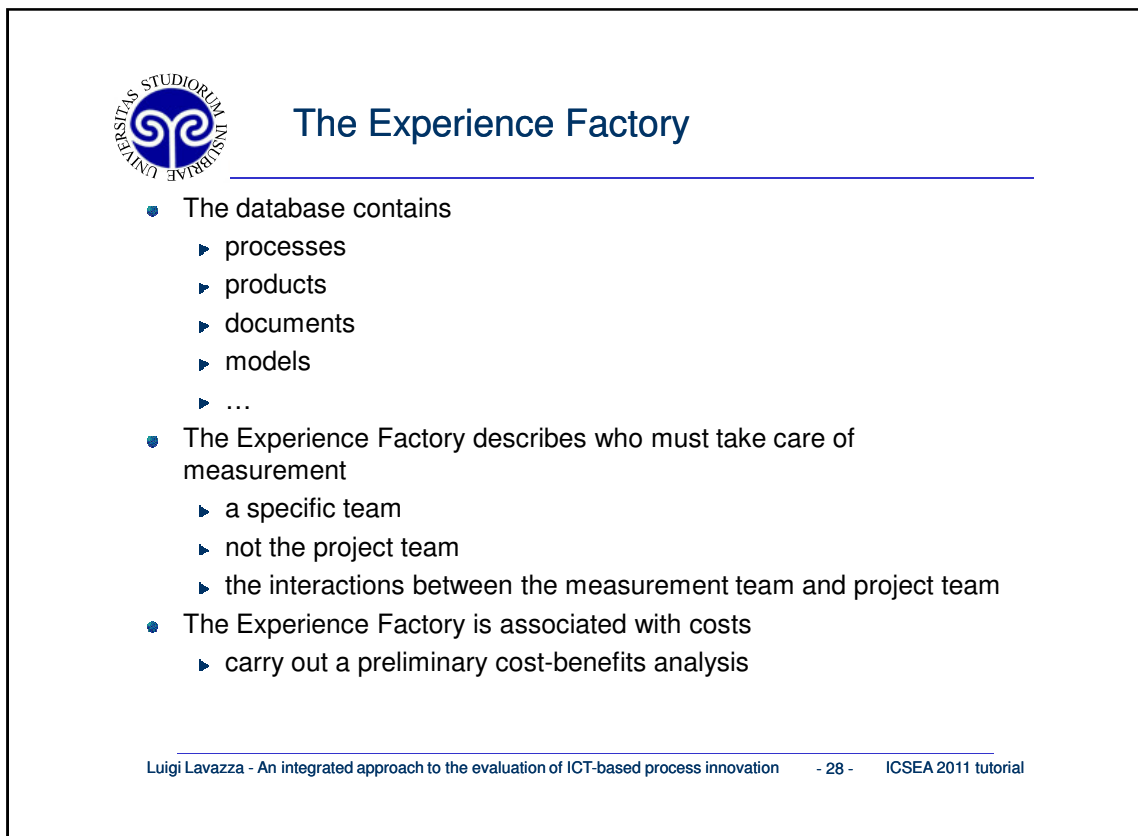
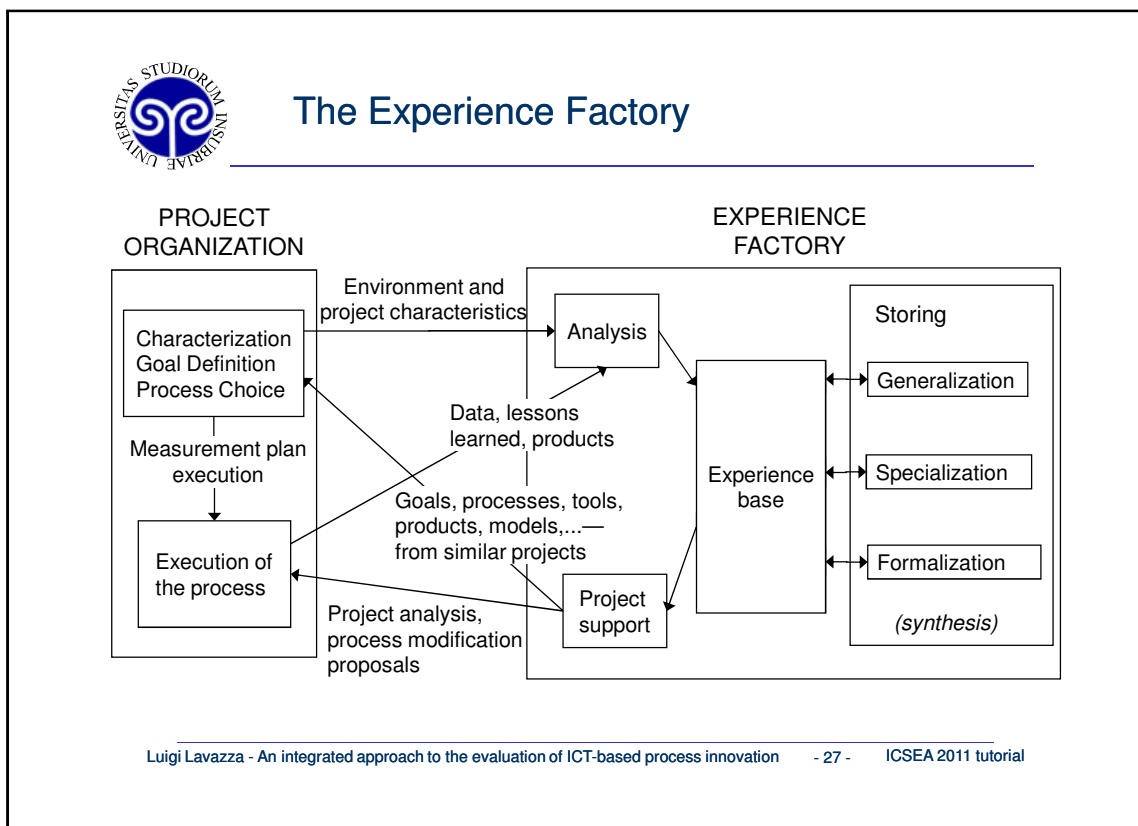
process models



quality models

---

Luigi Lavazza - An integrated approach to the evaluation of ICT-based process innovation
- 26 -
ICSEA 2011 tutorial





## G/Q/M

---

- Process and product measurement must be carried out to reach **specific objectives**, closely related to the corporate and project objectives
  - ▶ *measurement for its own sake makes no sense*
- Existing models and measures cannot be reused as-is
  - ▶ it is necessary to verify if they are applicable to the specific case
- In the GQM paradigm
  - ▶ Top-down refinement of goals in metrics, via questions
  - ▶ Bottom-up interpretation and validation of the collected data, in the context at hand



## Needed infrastructure technologies

---

- (Goal-oriented) measurement
- Explicit process modeling
- Comprehensive Reuse/Experience Factory



## Introduction

---

- Software metrics
    - ▶ the usual principles of the metrics theory apply
  - Measurements
    - ▶ techniques to measure software processes and products, in order to achieve a predefined goal
  - Experiences
    - ▶ usefulness of metrics cannot be assessed out of context
    - ▶ there is no standard set of metrics
    - ▶ metrics have to be chosen, customized and used according to goals of interest and characteristics of the context
- Measurement must be defined top-down.




## GQM at a glance

---

Objective of analysis	any process, product or model
Purpose	characterize, evaluate, forecast, explain, ...
Point of view	user, purchaser, developer, manager, company, ...
Paradigm	refine goals into questions and metrics
Options	select/tailor
Usage	quality and project management






## Scope of GQM

---

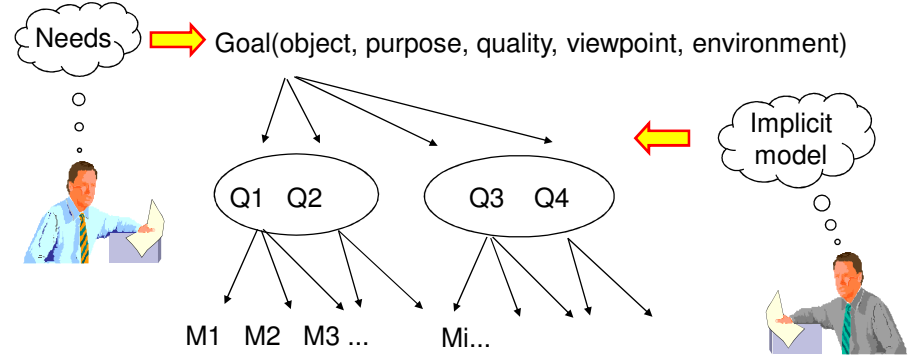
- The GQM approach supports:
  - ▶ the operational definition of all kinds of measurement goals
  - ▶ their top-down refinement into metrics via questions
  - ▶ the explicit documentation of the refinement process
  - ▶ the participation of all expected beneficiaries in the goal definition and metrics identification process
  - ▶ the bottom-up interpretation of the collected data in the context of the goal
  
- Definition of goals and refinement can be guided by a set of templates and supported by tools.

Luigi Lavazza - An integrated approach to the evaluation of ICT-based process innovation
- 33 -
ICSEA 2011 tutorial



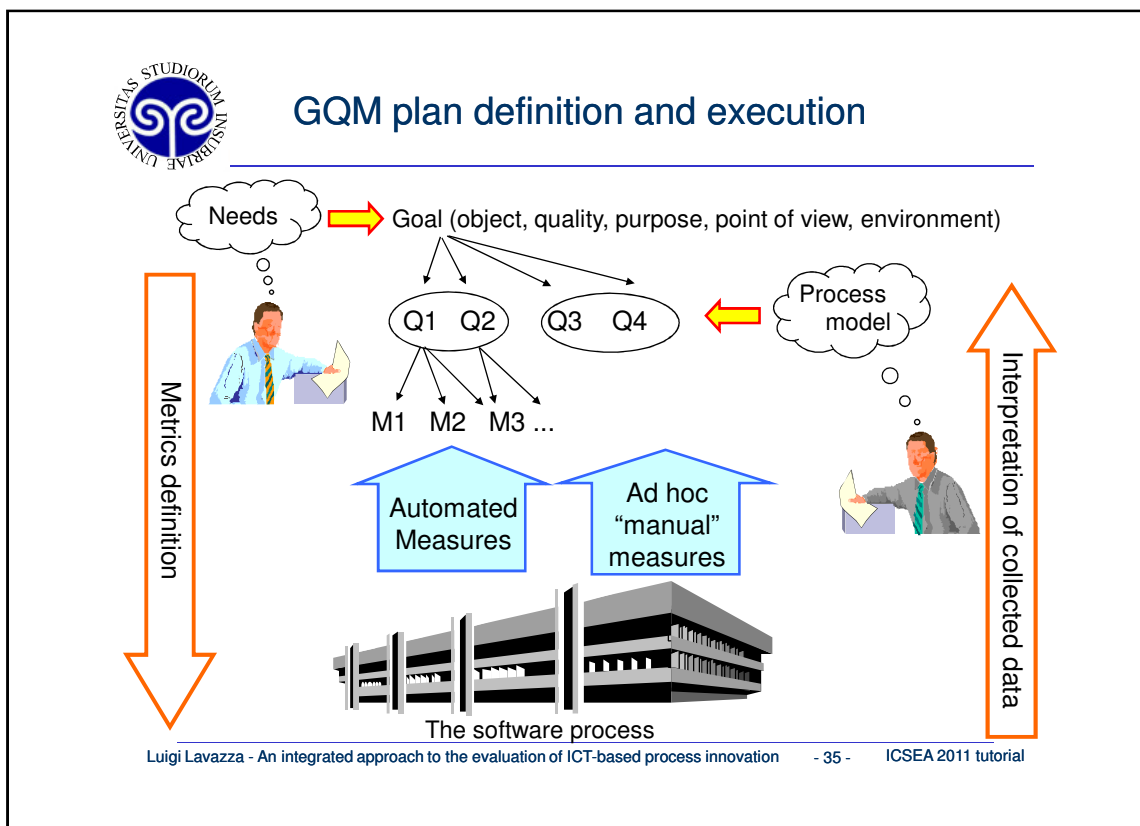
## GQM plan definition and execution

---



The diagram illustrates the GQM process flow. It starts with a thought bubble labeled 'Needs' above an illustration of a man in a blue shirt. A red arrow points to the text 'Goal(object, purpose, quality, viewpoint, environment)'. From this goal, arrows point to two ovals containing 'Q1 Q2' and 'Q3 Q4'. Below these ovals are arrows pointing to metrics labeled 'M1 M2 M3 ...' and 'Mi...'. A second red arrow points from the right side of the question ovals to a thought bubble labeled 'Implicit model' above an illustration of a man in a grey shirt.

Luigi Lavazza - An integrated approach to the evaluation of ICT-based process innovation
- 34 -
ICSEA 2011 tutorial



- 
- The diagram shows the GQM plan structure. At the top left is the logo of the University of Turin (Università degli Studi di Torino). The title is 'GQM plan structure'. Below the title is a list of four numbered items:
1. Goal defined for an object, for a variety of purposes, with respect to various models of quality, from various viewpoints, relative to a particular environment.
  2. An abstraction sheet identifies the features to be measured, the factors that may affect the object's features, the current perceived situation and the way variation factors are believed to affect the observed qualities.
  3. A set of questions operationally defines the goals (i.e., each part of the abstraction sheet)
  4. A set of metrics is associated with each question to provide it with a quantitative answer.
- At the bottom of the diagram, there is a footer: 'Luigi Lavazza - An integrated approach to the evaluation of ICT-based process innovation - 36 - ICSEA 2011 tutorial'.



## Template for a GQM plan definition

---


- Analyze an object
  - ▶ (process, product, ...)
- for a purpose
  - ▶ (understand, evaluate, explain, optimize, control, certify, ...)
- with respect to a quality
  - ▶ (cost, correctness, safety, reliability, usability, effectiveness, ...)
- from a viewpoint
  - ▶ (user, purchaser, manager, developer, company, ...)
- in a given environment
  - ▶ (persons, resources, problems, ...)



## Example

---

Analyze system testing method	[object]
for the purpose of evaluation	[purpose]
wrt defect removal effectiveness	[quality]
from the developers' viewpoints	[viewpoint]
in the context of ACME R&D laboratories	[environment]




## Abstraction Sheet

---

- It is a high level view of the questions
- It is used to
  - ▶ acquire information from the project team
  - ▶ communicate information with people who do not participate in the experiment

GOAL	object	purpose	quality	point of view	environment
quality focus			variation factors		
baseline hypotheses			impact on baseline hypotheses		

Luigi Lavazza - An integrated approach to the evaluation of ICT-based process innovation
ICSEA 2011 tutorial



## Example - abstract sheet

---

GOAL	Object: system testing method	Purpose: evaluation	Quality: effectiveness of defect removal	Point of view: developers	Environment: ACME R&D laboratories
<b>Quality focus</b> <ul style="list-style-type: none"> <li>▶ system test                             <ul style="list-style-type: none"> <li>• requirements</li> <li>• tests</li> </ul> </li> </ul>			<b>Baseline hypotheses</b> <ul style="list-style-type: none"> <li>– detected anomalies                             <ul style="list-style-type: none"> <li>• % of total existing anomalies</li> <li>• #tests per requirement</li> </ul> </li> </ul>		
<b>Variation factors</b> <ul style="list-style-type: none"> <li>▶ kind of product                             <ul style="list-style-type: none"> <li>• size</li> <li>• programming language</li> </ul> </li> </ul>			<b>Impact on baseline hypotheses</b> <ul style="list-style-type: none"> <li>– product size ↑ ↓ detected anomalies</li> <li>– prog. lang. level ↓ ↓ detected anomalies</li> <li>– #requirements ↑ ↓ detected anomalies</li> </ul>		

Luigi Lavazza - An integrated approach to the evaluation of ICT-based process innovation
- 40 - ICSEA 2011 tutorial



## Example - refinement

---

- Goal: analyse the effectiveness of the system testing
- Q1: How is the test defined?
  - ▶ M1: number of requirements
  - ▶ M2: Importance of each requirement
  - ▶ M3: Number of tests for each requirement
  - ▶ M4: Consistency between M2 and M3
- Q2: What kind of product is tested?
  - ▶ M5: LoC
  - ▶ M6: Programming language
- Q3: How many anomalies are detected?
  - ▶ M7: Number of detected anomalies
- Q4: Which is the cost of anomalies?
  - ▶ M7: Number of detected anomalies
  - ▶ M8: Effort in PersonHours to detect anomalies

Luigi Lavazza - An integrated approach to the evaluation of ICT-based process innovation - 41 - ICSEA 2011 tutorial




## Guidelines for product-related questions

---

- Definition of the product
  - ▶ logical and physical attributes
    - quantitative characterization of size, complexity, ...
  - ▶ development cost
    - quantitative characterization of resources and effort spent
  - ▶ development changes
    - quantitative characterization of faults, failures, adaptations, enhancements, ...
  - ▶ operational context
    - quantitative characterization of users and their operational profile

Luigi Lavazza - An integrated approach to the evaluation of ICT-based process innovation - 42 - ICSEA 2011 tutorial




## Guidelines for product-related questions

---

- Definition of the quality perspective of interest (e.g., reliability, correctness, ...)
  - ▶ models used
  - ▶ validity of the model
  - ▶ validity of collected data
  - ▶ substantiation of the model
- Feedback (questions related to the improvement of the product)

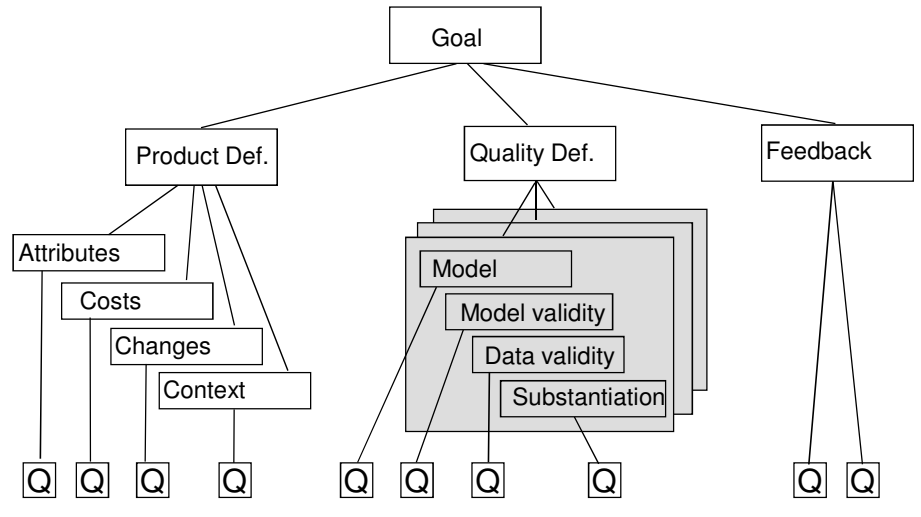
---

Luigi Lavazza - An integrated approach to the evaluation of ICT-based process innovation - 43 - ICSEA 2011 tutorial



## Guidelines for product-related questions

---



```

graph TD
    Goal[Goal] --> ProductDef[Product Def.]
    Goal --> QualityDef[Quality Def.]
    Goal --> Feedback[Feedback]
    
    ProductDef --> Attributes[Attributes]
    ProductDef --> Costs[Costs]
    ProductDef --> Changes[Changes]
    ProductDef --> Context[Context]
    
    Attributes --> Q1[Q]
    Attributes --> Q2[Q]
    Costs --> Q3[Q]
    Changes --> Q4[Q]
    Context --> Q5[Q]
    
    QualityDef --> Model[Model]
    QualityDef --> ModelValidity[Model validity]
    QualityDef --> DataValidity[Data validity]
    QualityDef --> Substantiation[Substantiation]
    
    Model --> Q6[Q]
    ModelValidity --> Q7[Q]
    DataValidity --> Q8[Q]
    Substantiation --> Q9[Q]
    
    Feedback --> Q10[Q]
    Feedback --> Q11[Q]
    
```

---

Luigi Lavazza - An integrated approach to the evaluation of ICT-based process innovation - 44 - ICSEA 2011 tutorial



## Guidelines for process-related questions

---

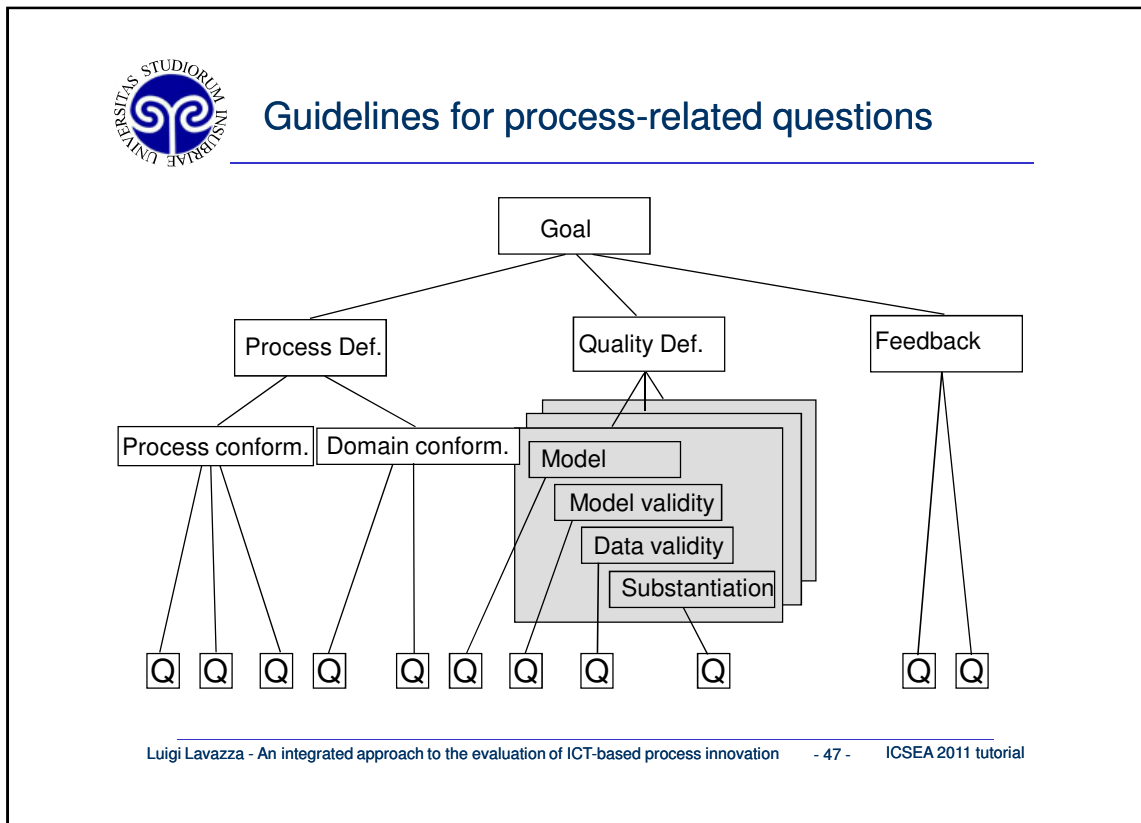
- Definition of the process
  - ▶ Process conformance
    - quantitative characterization of the process, and an assessment of how well it is performed
  - ▶ Domain conformance
    - quantitative characterization of the object to which the process is applied and an analysis of the performer's knowledge concerning the object



## Guidelines for process-related questions


---

- Definition of the quality perspective of interest (e.g., cost, effectiveness, ...)
  - ▶ models used
  - ▶ validity of the model
  - ▶ validity of collected data
  - ▶ substantiation of the model
- Feedback (questions related to the improvement of the process)



- 
- The diagram shows a list of benefits of the GQM approach. At the top left is the logo of the University of Turin (Università degli Studi di Torino). To the right of the logo is the title 'Benefits of the GQM approach'. Below the title is a list of nine items, each preceded by a blue diamond bullet point. At the bottom of the diagram, there is a footer: 'Luigi Lavazza - An integrated approach to the evaluation of ICT-based process innovation - 48 - ICSEA 2011 tutorial'.
- ◆ General applicability
  - ◆ Metrics selection
  - ◆ Metrics interpretation
  - ◆ Reusability
  - ◆ Tailorability
  - ◆ Early validation
  - ◆ Ownership
  - ◆ Data protection/privacy






## Types of metrics

---

- Objective vs. subjective
  - ▶ e.g., LoC vs. knowledge of the problem
- Generic vs. specific
  - ▶ e.g., LoC v.s. lines of Ada code
- Complex vs. simple
  - ▶ e.g., number of anomalies vs. detection time, type, cause, effort to detect, effort to eliminate, etc. for each anomaly
- Direct vs. indirect
  - ▶ e.g.,  $M6 = M4 + M5$
- Product vs. process

---

Luigi Lavazza - An integrated approach to the evaluation of ICT-based process innovation - 49 - ICSEA 2011 tutorial



## Types of metrics

---

- Product
  - ▶ static attributes (e.g., size) → external measurement tools
  - ▶ dynamic behavior (e.g., reliability)
- Process
  - ▶ static attributes (e.g., size, complexity)
  - ▶ dynamic behavior (e.g., effort, faults)
  - ▶ plan adherence


} - How to collect?

- automatically?

- via online forms?

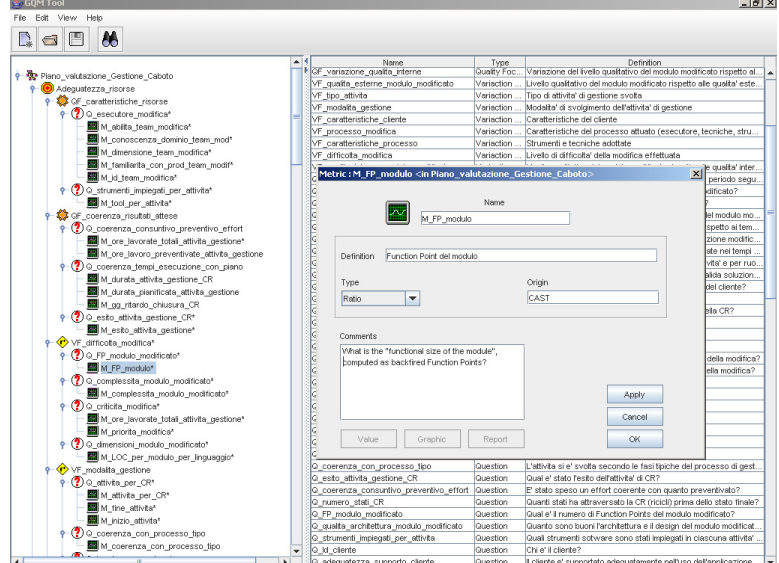
---

Luigi Lavazza - An integrated approach to the evaluation of ICT-based process innovation - 50 - ICSEA 2011 tutorial




## The GQM tool



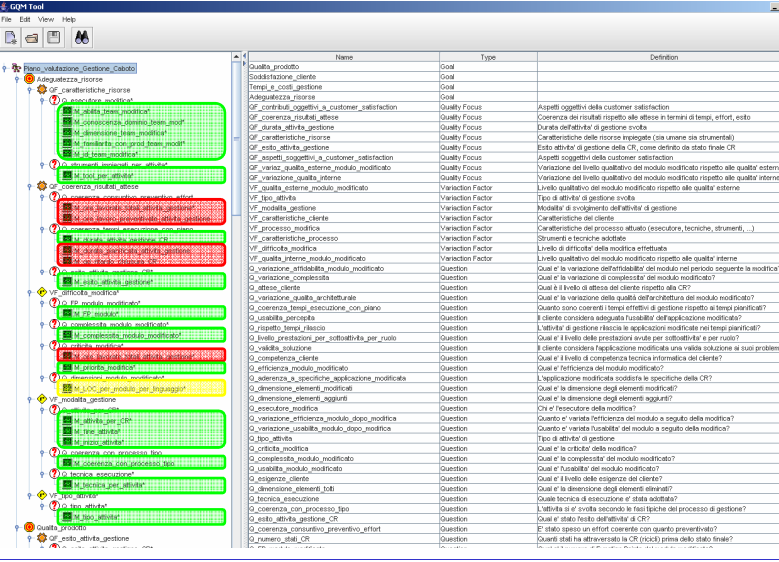
The screenshot shows the GQM tool interface. On the left is a tree view of metrics organized into folders like 'Piano\_valutazione\_Gestione\_Caboto'. The main area displays a table of metrics with columns for Name, Type, and Definition. A dialog box is open for the metric 'M\_FP\_modulo', showing its definition, function point, type (Ratio), and origin (CAST). The dialog also includes a comments field and buttons for Value, Graphic, Report, Apply, Cancel, and OK.

Luigi Lavazza - An integrated approach to the evaluation of ICT-based process innovation - 51 - ICSEA 2011 tutorial



## Feasibility of metrics



The screenshot shows the GQM tool interface with a detailed list of metrics. The table has columns for Name, Goal, Type, and Definition. The metrics are listed in a scrollable view, including various quality and process-related metrics like 'Qualità processo', 'Soddisfazione cliente', and 'Adeguatezza risorse'.

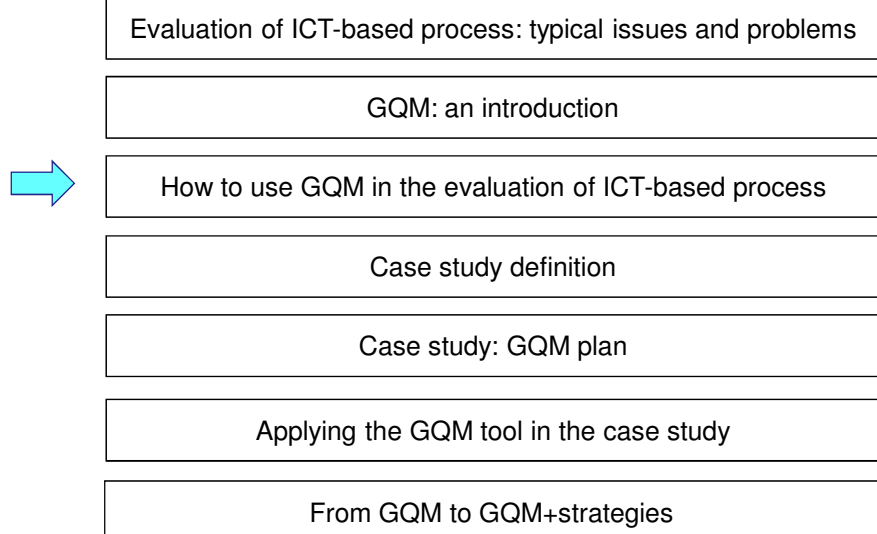
Luigi Lavazza - An integrated approach to the evaluation of ICT-based process innovation - 52 - ICSEA 2011 tutorial



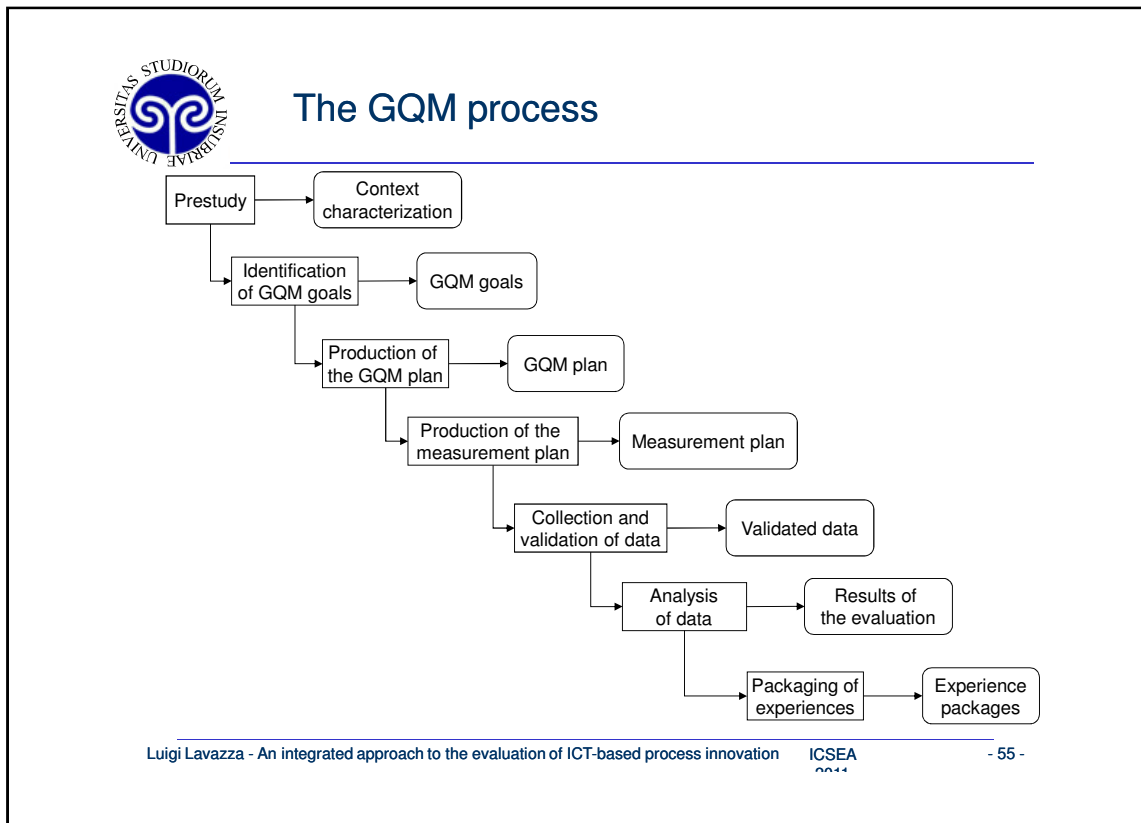
## Bibliography

- V. Basili, H.D. Rombach "The TAME project: towards improvement-oriented software environments" IEEE TSE, June 1988
- M. Oivo, V. Basili "Representing software engineering models: the TAME goal oriented approach" IEEE TSE, October 1992
- H.D. Rombach "Practical benefits of goal-oriented measurement" in Software reliability and metrics, Fenton & Littlewood Eds., Elsevier 1991
- R. van Solingen, E. Berghout "The Goal/Question/Metric Method", Mc Graw-Hill, 1999
- A. Fuggetta, L. Lavazza, S. Morasca, S. Cinti, G. Oldano, E. Orazi, "Applying G/Q/M in an Industrial Software Factory", ACM Transactions on Software Engineering and Methodology, vol. 7, n. 4, October 1998.
- L. Lavazza, "Providing automated support for the GQM measurement process", IEEE Software, vol. 17, n. 3, May-June 2000.
- L. Lavazza e G. Barresi, "Automated Support for Process-aware Definition and Execution of Measurement Plans", International Conference on Software Engineering ICSE 2005, St. Louis, Missouri, May 2005.
- C. Gresse, B. Hoisl, and J. Wuest. "A Process Model for GQM-based Measurement." Technical Rep. STTI-05-94-E, Univ. Kaiserslautern, 1995.

Luigi Lavazza - An integrated approach to the evaluation of ICT-based process innovation - 53 - ICSEA 2011 tutorial



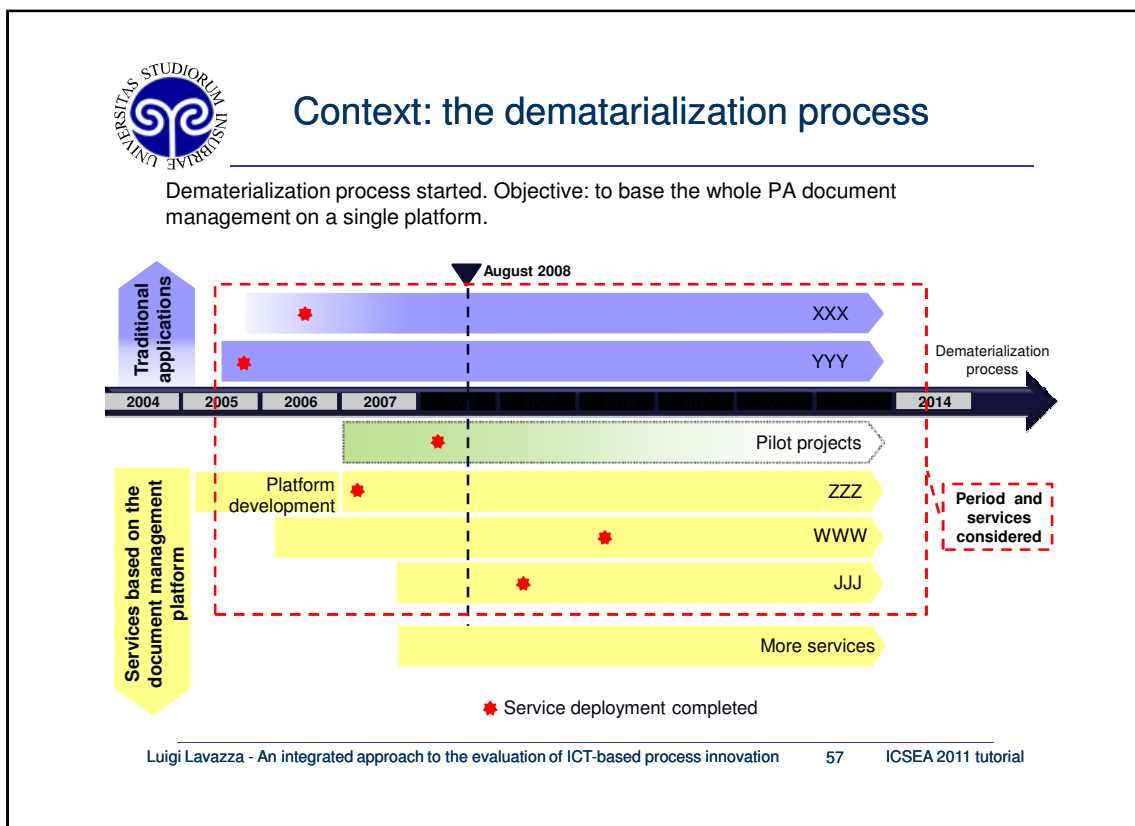
Luigi Lavazza - An integrated approach to the evaluation of ICT-based process innovation - 54 - ICSEA 2011 tutorial




### Running example

- In the following slides we make reference to a specific evaluation case, concerning the evaluation of dematerialization initiatives in a PA.

Luigi Lavazza - An integrated approach to the evaluation of ICT-based process innovation - 56 - ICSEA 2011 tutorial




- 
- Context: definition of the characteristics of the analysis**
- What is the goal?
    - Assessing costs and benefits of the dematerialization initiative
    - How?
      - By evaluating the costs and benefits (in euro) of services
  - Scope:
    - 5 initiatives identified as sufficiently mature to be analyzed:
      - 2 services based on older (ad-hoc) technology
      - The pilot project developed on the new platform
      - 2 new services developed on the new platform
    - Trade-off: multiplicity of services analysed guarantees that the results are representative vs. cost of analysis
  - Time period:
    - From the beginning of the analysis to date
    - Plus, projection of costs and benefits in the future (3 years)
- Luigi Lavazza - An integrated approach to the evaluation of ICT-based process innovation 58 ICSEA 2011 tutorial



### Context: definition of the characteristics of the analysis

- Strategic goals to be evaluated:
  - Efficiency
  - Trasparence
  - Simplification
  - Resource usage and savings
- Point of view:
  - Internal (i.e., the potential benefits to the public were not to be considered)

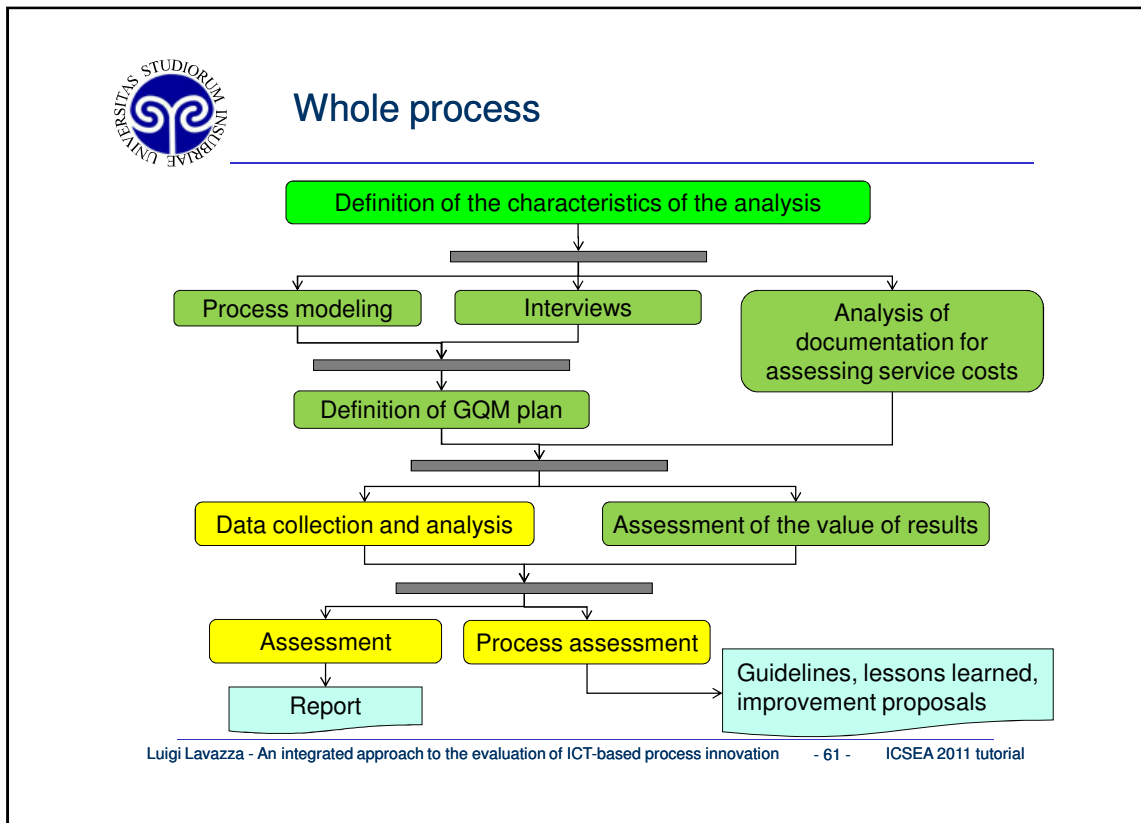
Luigi Lavazza - An integrated approach to the evaluation of ICT-based process innovation 59 ICSEA 2011 tutorial



### Context: object of the analysis

	XXX	YYY	ZZZ	WWW	Pilot projects
<i>diffusion</i>					
<i>Application</i>	<i>Ad hoc</i>	<i>Ad hoc</i>	<i>Platform based</i>	<i>Platform based</i>	<i>Service platf. based</i>
	XXX	YYY	ZZZ	WWW	Pilot projects Spec. Serv.
<i>Stakeholders</i>	PA, diretorates	PA, diretorates, Accounting dept., Finance dept., Banks, suppliers	diretorates	diretorates, president secretary, Accounting dept.	Directorates, Citizens, Companies, PA, other external actors

Luigi Lavazza - An integrated approach to the evaluation of ICT-based process innovation ICSEA 2011 tutorial



- 
- Goal 1**
- Object: (introduction of) the five selected services
  - Purpose: evaluation
  - Quality: (increase of) efficiency
  - Viewpoint: management
  - Environment: PA
- Luigi Lavazza - An integrated approach to the evaluation of ICT-based process innovation - 62 - ICSEA 2011 tutorial



## Goal 2

---

- Object: (introduction of) the five selected services
- Purpose: evaluation
- Quality: (increase of) transparency
- Viewpoint: management
- Environment: PA



## Goal 3

---

- Object: (introduction of) the five selected services
- Purpose: evaluation
- Quality: (increase of) simplification
- Viewpoint: management
- Environment: PA





## Goal 4

---

- Object: (introduction of) the five selected services
- Purpose: evaluation
- Quality: resource usage and savings
- Viewpoint: management
- Environment: PA



## Goal 1: Questions

---

- How many processes per month are completed?
- What is the duration of each process?
- What is the percentage of processes whose execution involved problems?
  - ▶ Problems can explain longer processes
- How long do processes remain in states that are necessarily executed manually (i.e., that cannot be automated)?
  - ▶ This explains to what extent a process duration can be shortened.
  
- These questions must be answered before and after the introduction of dematerialization.



## Goal 1: Metrics

---

- Number of processes completed per month
- Duration of each process state, i.e., how long did each process instance remain in a given state.
  - ▶ If a process instance enters twice the same state (because of an iteration), the durations must be recorded separately
- Classification of process states in manual or automated
  - ▶ or eliminated, after the introduction of dematerialization.
- From the above data we can derive:
  - ▶ Number and duration of seamless processes
  - ▶ Number and duration of processes involving one or more iterations
  - ▶ Time spent in “manual” states



## Descriptive statistics

---

- Usual descriptive statistics are used to present the data in a comprehensible form:
  - ▶ Mean and variance
  - ▶ Median, min, max, and quartiles
    - Typically represented via a boxplot
  - ▶ ...



## Goal 2: Questions

---

- To what extent are processes observable? I.e., to what extent it is known in which state is currently a process?
- What is the delay between a change in state and the observability of the new state?
- To what extent is the information produced within the process available?
- What is the delay between the production of information and its availability?
- What is the level of detail of the available information (with respect to user needs and expectations)?
- *Note: it could have been possible to define transparency via different questions. These are the ones that appeared most suitable for the specific case.*
- These questions must be answered before and after the introduction of dematerialization.

Luigi Lavazza - An integrated approach to the evaluation of ICT-based process innovation - 69 - ICSEA 2011 tutorial



## Goal 2: Metrics

---

- The metrics of goal 2 are very close to the questions:
  - ▶ Evidence of process state
  - ▶ Delay of new state observability
  - ▶ % of interesting information that is made available
  - ▶ Delay of new information availability
  - ▶ Level of detail of the available information
- All the metrics are evaluated subjectively. In fact, here it is the point of view of the user that is relevant.
  - ▶ E.g., if an information is produced but not actually made accessible to the user, it cannot be considered "available"
- In most cases, it is necessary to collect samples
  - ▶ Samples of process instances
  - ▶ Samples of users

Luigi Lavazza - An integrated approach to the evaluation of ICT-based process innovation - 70 - ICSEA 2011 tutorial



### Goal 3: Questions

---

- How much activity has been automated?
- How much paper document have been made useless or converted into electronic information?
- How many paper document transfers have been eliminated?
- How many documents have been made available to satisfy user needs simply and immediately?
- To what extent have processes been standardized?



### Goal 3: Metrics

---

- Number and mean duration of automated activities
- Number and mean duration of activities that are no longer needed
  - ▶ E.g., photocopying paper documents
- Number, type and volume of paper documents no longer needed
- Number of electronic data transfers
- Number and type of documents that are made available immediately and simply to users
  - ▶ E.g., certified receipt at the conclusion of a payment process
- Number of standardized activities
- Number of standardized documents



## Goal 4: Questions

---


- How many person hours (per role) are required to carry out the processes?
- What is the amount of paper used?
- What is the amount and cost of devices used in the processes?



## Goal 4: Metrics

---

- FTE involved, per role
- For each process instance: effort required, per role
  - ▶ Classifying the process instance as: “smooth”, “problematic”, “anomalous” (it required an ad-hoc manual solution)
- For each process instance: how many paper sheets are used
- Number, type, and cost characterization of employed devices
  - ▶ E.g., printers, copiers, scanners, ...




## Observation

---

- It is easy to observe that many questions and metrics can be used:
  - ▶ To evaluate the improvement (measures after dematerialization wrt measure before the dematerialization)
  - ▶ To perform continuous monitoring of the process
    - For timely identification of problems
    - For the computation of trends
    - In general, for quantitative (evidence-based) management

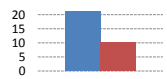
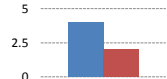


---

Luigi Lavazza - An integrated approach to the evaluation of ICT-based process innovation
- 75 -
ICSEA 2011 tutorial



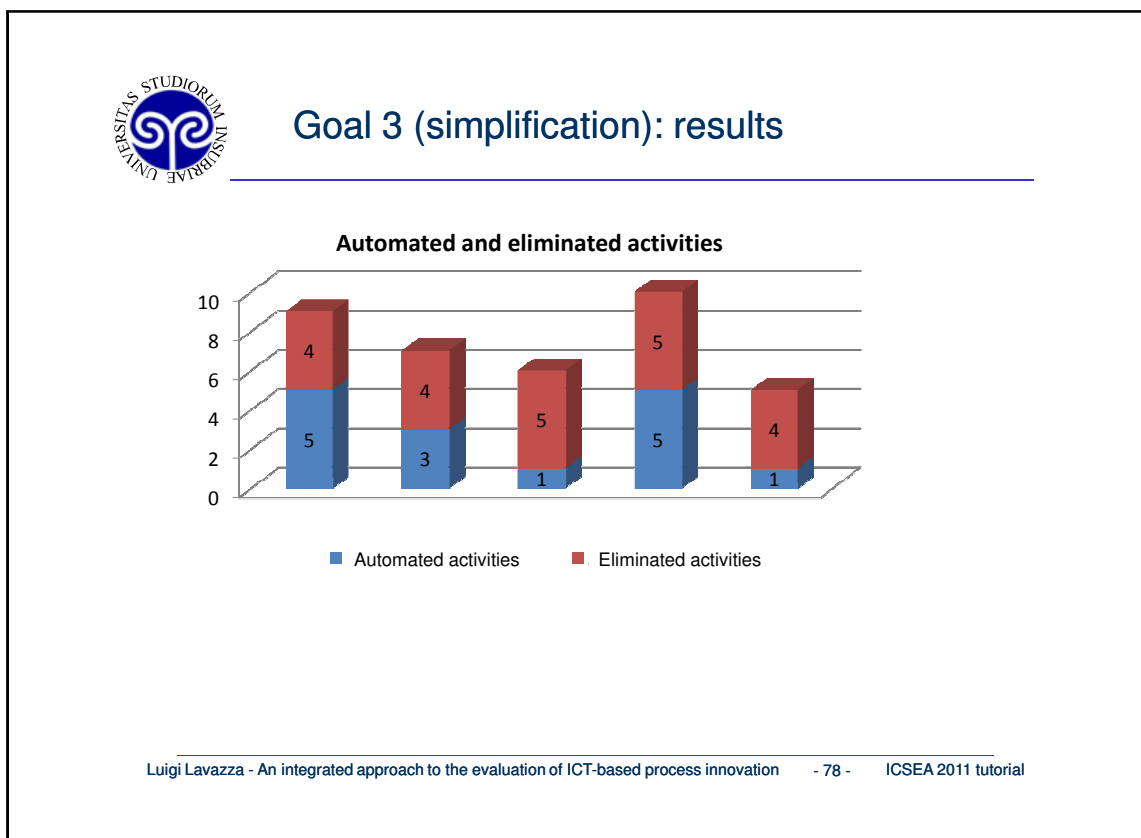
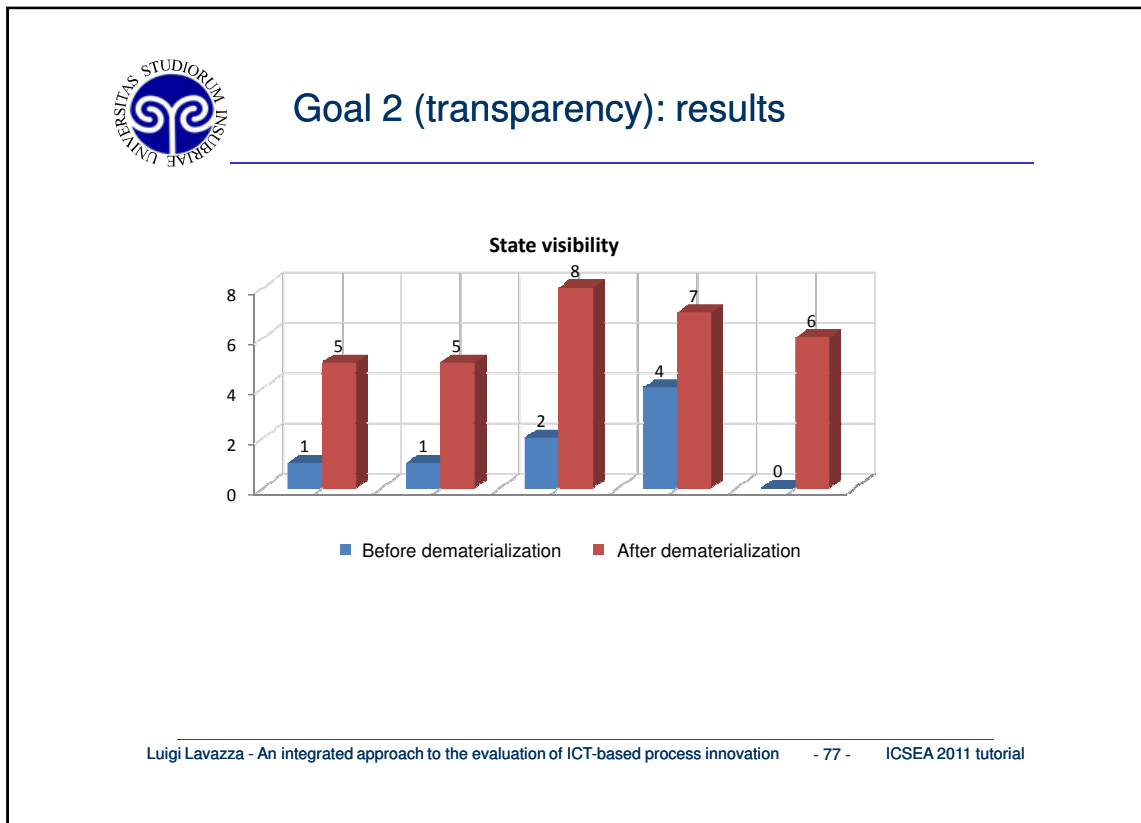
## Goal 1 (efficiency): results


---

<div style="background-color: #ccccff; padding: 10px; margin-bottom: 10px; border: 1px solid #000080;">XXX</div>		<div style="background-color: #cccccc; padding: 5px; border: 1px solid #000080;">Da 21 a 10 giorni</div>	<div style="border: 2px solid #008000; padding: 5px; background-color: #e0ffe0;">-53%</div>
<div style="background-color: #ccccff; padding: 10px; margin-bottom: 10px; border: 1px solid #000080;">YYY</div>		<div style="background-color: #cccccc; padding: 5px; border: 1px solid #000080;">Da 4 a 2 giorni</div>	<div style="border: 2px solid #008000; padding: 5px; background-color: #e0ffe0;">-50%</div>
<div style="background-color: #ffff00; padding: 10px; margin-bottom: 5px; border: 1px solid #000080;">ZZZ</div> <div style="background-color: #ffff00; padding: 5px; border: 1px solid #000080; font-size: small;">Doc. management platform</div>		<div style="background-color: #cccccc; padding: 5px; border: 1px solid #000080;">Da 10 a 6 giorni</div>	<div style="border: 2px solid #008000; padding: 5px; background-color: #e0ffe0;">-40%</div>
<div style="background-color: #ffff00; padding: 10px; margin-bottom: 5px; border: 1px solid #000080;">WWW</div> <div style="background-color: #ffff00; padding: 5px; border: 1px solid #000080; font-size: small;">Doc. management platform</div>	<div style="background-color: #cccccc; padding: 5px; border: 1px solid #000080; font-size: small;"> <b>Riduzione media tra i 3 ed i 7 giorni circa</b>                      (Nota: in questo caso i valori sono stati ottenuti in forma differenziale attraverso una stima di esperti)                 </div>		
<div style="background-color: #90ee90; padding: 10px; margin-bottom: 5px; border: 1px solid #000080;">Pilot projects</div> <div style="background-color: #90ee90; padding: 5px; border: 1px solid #000080; font-size: small;">Spec. Serv.</div> <div style="background-color: #ffff00; padding: 10px; border: 1px solid #000080; font-size: small;">Doc. management platform</div>		<div style="background-color: #cccccc; padding: 5px; border: 1px solid #000080;">Da 12 a 7 giorni</div>	<div style="border: 2px solid #008000; padding: 5px; background-color: #e0ffe0;">-42%</div>

---

Luigi Lavazza - An integrated approach to the evaluation of ICT-based process innovation
- 76 -
ICSEA 2011 tutorial






---

Evaluation of ICT-based process: typical issues and problems

GQM: an introduction

How to use GQM in the evaluation of ICT-based process



Case study definition


Case study: GQM plan

Applying the GQM tool in the case study

From GQM to GQM+strategies

---

Luigi Lavazza - An integrated approach to the evaluation of ICT-based process innovation - 79 - ICSEA 2011 tutorial



## Warning

---

- The case study is much simpler than the example discussed above
- To make the tool explanation manageable, we need a small example ...

---

Luigi Lavazza - An integrated approach to the evaluation of ICT-based process innovation - 80 - ICSEA 2011 tutorial





## Case study definition

---


- Context: A software development organization
- Process being considered: estimation of the development effort
- Current practice:
  - ▶ Usage of COCOMO-like estimation methods, based on size only.
    - Measure of size used: UFP (unadjusted function points)
- Problem:
  - ▶ The precision of the estimation (actual-estimated) is too big.
  - ▶ This leads to the creation of unrealistic plans, which –in their turn– lead to problematic project management



## Estimation error

---

- According to COCOMO, the estimate of the development effort can be obtained by means of the following formula:
 
$$\text{Effort} = a \text{ Size}^b$$
- However, the estimate you get is always affected by some error:
 
$$\text{Effort} = a \text{ Size}^b (1 + \text{REffortErr})$$
 where REffortErr is the relative effort estimation error.
  - ▶ For COCOMO-like methods, we can safely assume REffortErr = 20% or more, on average.



## Case study: overall objective

---


Effort = a Size<sup>b</sup> (1+ REffortErr)

We want to reduce this error

This “error” accounts for the fact that there are other factors –beside size- that affect the development effort

---

Luigi Lavazza - An integrated approach to the evaluation of ICT-based process innovation - 83 - ICSEA 2011 tutorial



## How?

---

We assume that the following holds:

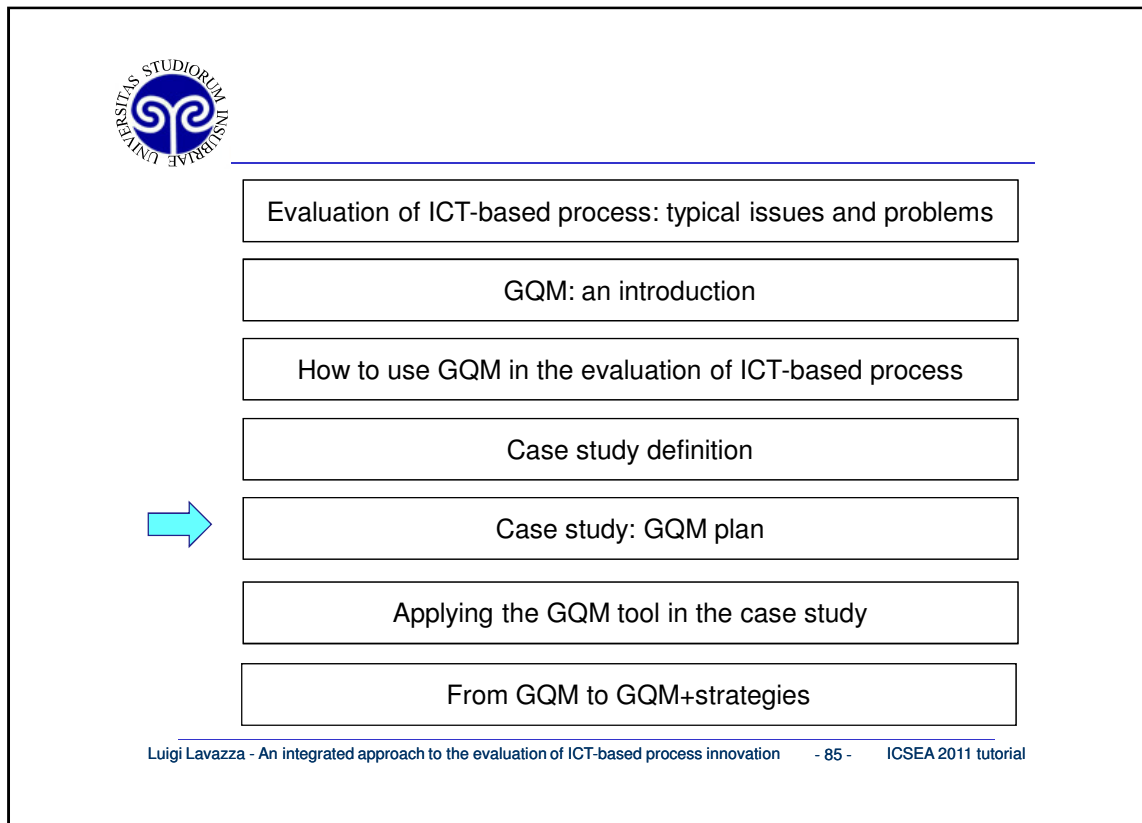
Effort = a Size<sup>b</sup> (1+ REffortErr) =  
 Effort = a Size<sup>b</sup> Complexity<sup>c</sup> (1+ REffortErr')

If complexity actually affects development effort, then this term is closer to actual effort ...

... and REffortErr' < REffortErr

---


Luigi Lavazza - An integrated approach to the evaluation of ICT-based process innovation - 84 - ICSEA 2011 tutorial



## First goal

- In general, REffortErr is not known *precisely* in advance.
  - ▶ It may be known that it is too big: that is the starting point of the process improvement initiative.
- So, it is reasonable that a first goal of the company concerns evaluating the actual precision of effort estimates as obtained through the current estimation procedures.
- GQM goal 1
  - ▶ Object: the effort estimation process
  - ▶ Quality: precision of estimates
  - ▶ Purpose: quantitative evaluation
  - ▶ Viewpoint: software development managers
  - ▶ Environment: the SW development company

Luigi Lavazza - An integrated approach to the evaluation of ICT-based process innovation - 86 - ICSEA 2011 tutorial




## Note

---

- It is quite common to have a goal exclusively devoted to evaluation before proceeding to improvement.
- The objective is twofold:
  - ▶ To be sure that the problem exist and that it is relevant enough to deserve specific process improvement actions.
  - ▶ To provide data about the situation to be improved. In fact, in general we need to prove that the process has actually improved by comparing the performance after the change with the original performance.

---

Luigi Lavazza - An integrated approach to the evaluation of ICT-based process innovation - 87 - ICSEA 2011 tutorial



## Formal statement of objectives

---

E, P | - R

The software development company

The current development estimation process

Current estimates and their characteristics

**GQM goal 1**

Object: the effort estimation process (P)

Quality: precision of estimates (R)

Purpose: quantitative evaluation


Viewpoint: software development managers

Environment: the SW development company (E)

GQM goal 1 addresses all this

---

Luigi Lavazza - An integrated approach to the evaluation of ICT-based process innovation - 88 - ICSEA 2011 tutorial



### Goal 1 results

---

- Goal 1 provides the objective evidence that the estimation process does not provide sufficiently precise results.


E, P | - R

the total estimation error REffortErr is evaluated

- The measures of R (namely the total estimation error) indicate that improvement is needed.

---

Luigi Lavazza - An integrated approach to the evaluation of ICT-based process innovation - 89 - ICSEA 2011 tutorial



### Process improvement sought

---


E, P' | - R'

An estimation process involving additional measures

Decreased total estimation error

---

Luigi Lavazza - An integrated approach to the evaluation of ICT-based process innovation - 90 - ICSEA 2011 tutorial



## Defining a new process


---

- A new estimation process that satisfies the given objectives involves measuring the size *and complexity* of requirements:  

$$\text{Effort} = a \text{ Size}^b \text{ Complexity}^c$$
- Note: other factors could be considered, in principle.

---

Luigi Lavazza - An integrated approach to the evaluation of ICT-based process innovation - 91 - ICSEA 2011 tutorial



## Second GQM goal

---

- Evaluate improvement in estimation error due to new estimation process

E, P' | - R'


The software development company

The *new* development estimation process

New estimates and their *precision*

---

Luigi Lavazza - An integrated approach to the evaluation of ICT-based process innovation - 92 - ICSEA 2011 tutorial




## Other possible goals

---

- Meta-goals:
  - ▶ How much does the new process cost?
  - ▶ How long does it take?
  - ▶ How many employees can carry out the estimation?
  - ▶ How long does it take to learn the new estimation process?
  - ▶ ...
- Meta-goals are important because results are reliable only when the new process is fully and correctly implemented.
- However, in our example we do not include GQM goals addressing meta-goals.

---

Luigi Lavazza - An integrated approach to the evaluation of ICT-based process innovation - 93 - ICSEA 2011 tutorial



Evaluation of ICT-based process: typical issues and problems

GQM: an introduction

How to use GQM in the evaluation of ICT-based process

Case study definition


Case study: GQM plan

➔ Applying the GQM tool in the case study

From GQM to GQM+strategies

---

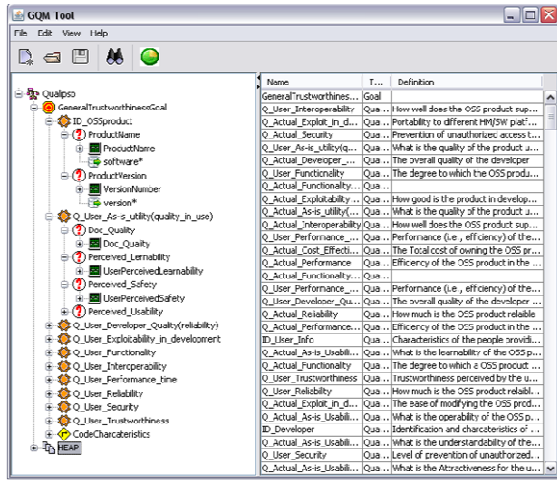
Luigi Lavazza - An integrated approach to the evaluation of ICT-based process innovation - 94 - ICSEA 2011 tutorial



## The GQM tool

---


- An open-source, multi-platform tool



Luigi Lavazza - An integrated approach to the evaluation of ICT-based process innovation

- 95 -

ICSEA 2011 tutorial



## Technologies used

---

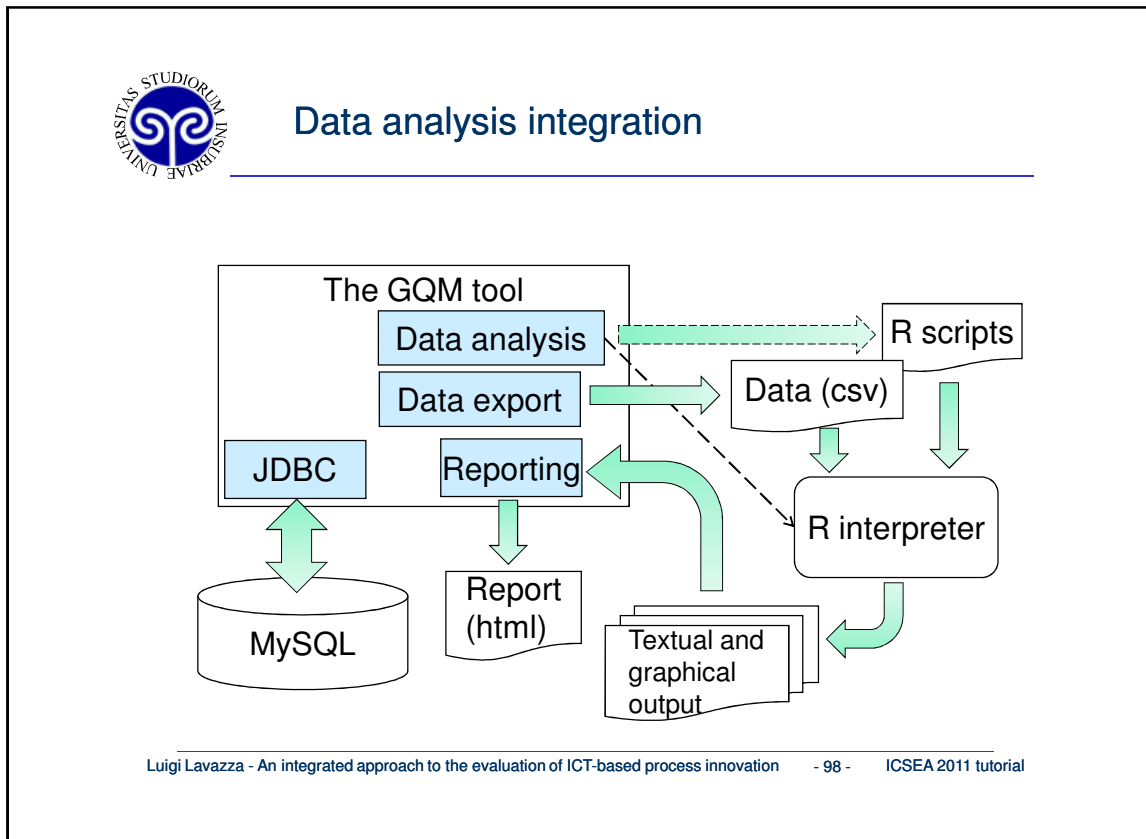
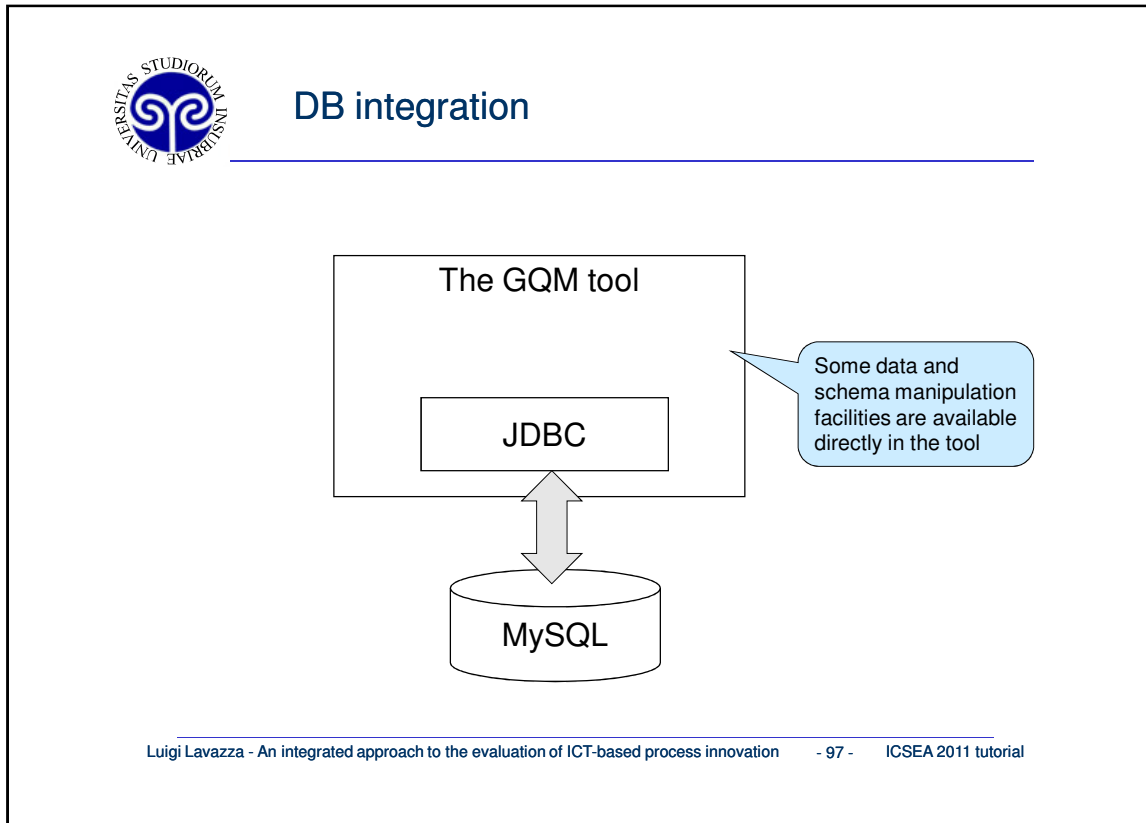
- Java
- MySQL
- JDBC
- R
- OpenCSV


Luigi Lavazza - An integrated approach to the evaluation of ICT-based process innovation

- 96 -

ICSEA 2011 tutorial








---


Live tool demo

---

Luigi Lavazza - An integrated approach to the evaluation of ICT-based process innovation - 99 - ICSEA 2011 tutorial



---

- Evaluation of ICT-based process: typical issues and problems
- GQM: an introduction
- How to use GQM in the evaluation of ICT-based process
- Case study definition
- Case study: GQM plan
- Applying the GQM tool in the case study
-  From GQM to GQM+strategies

---

Luigi Lavazza - An integrated approach to the evaluation of ICT-based process innovation - 100 - ICSEA 2011 tutorial



## GQM+strategies: foundations

---

- The GQM + Strategies methodology moves from the observation that E, P |- R provides a relatively narrow representation of improvement problems and programmes, which often involve strategic initiatives.
  - For instance, the changes to P may involve just a single activity carried out by a single role, or the whole process.

---

Luigi Lavazza - An integrated approach to the evaluation of ICT-based process innovation - 101 - ICSEA 2011 tutorial



## Strategies


---

- A strategy allows achieving a given goal in a given context:
 

Context, Strategy |- Goal
- Given a context and a goal, the strategy is the “solution” that –in the given context and under some assumptions– satisfies the goal.
  - ▶ However, implementing the strategy can itself be considered a goal of a lower level strategic action ...
  - ▶ It is thus possible to create a hierarchy: a solution strategy becomes a goal to be satisfied in a different context (maybe the same context, but refined to take into consideration “lower level” details).
    - Complex improvement initiatives are better modelled hierarchically:
      - E, P1 |- R
      - E, P2 |- P1
      - E, P3 |- P2
      - ...

---

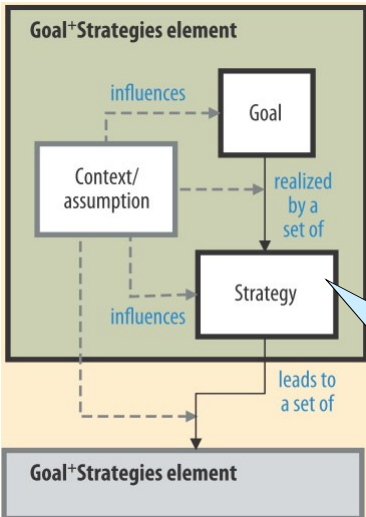
Luigi Lavazza - An integrated approach to the evaluation of ICT-based process innovation - 102 - ICSEA 2011 tutorial



## GQM + strategies


---

**Goal+Strategies element**



Unlike in software development, in a strategy definition, implementation details can be given

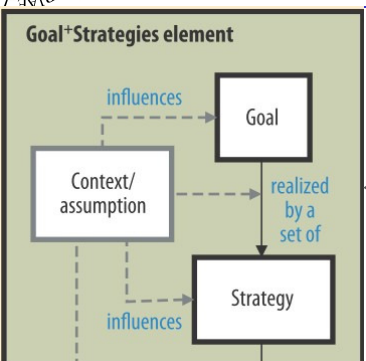
Luigi Lavazza - An integrated approach to the evaluation of ICT-based process innovation - 103 - ICSEA 2011 tutorial



## GQM+strategies: here come the measures

---

**Goal+Strategies element**



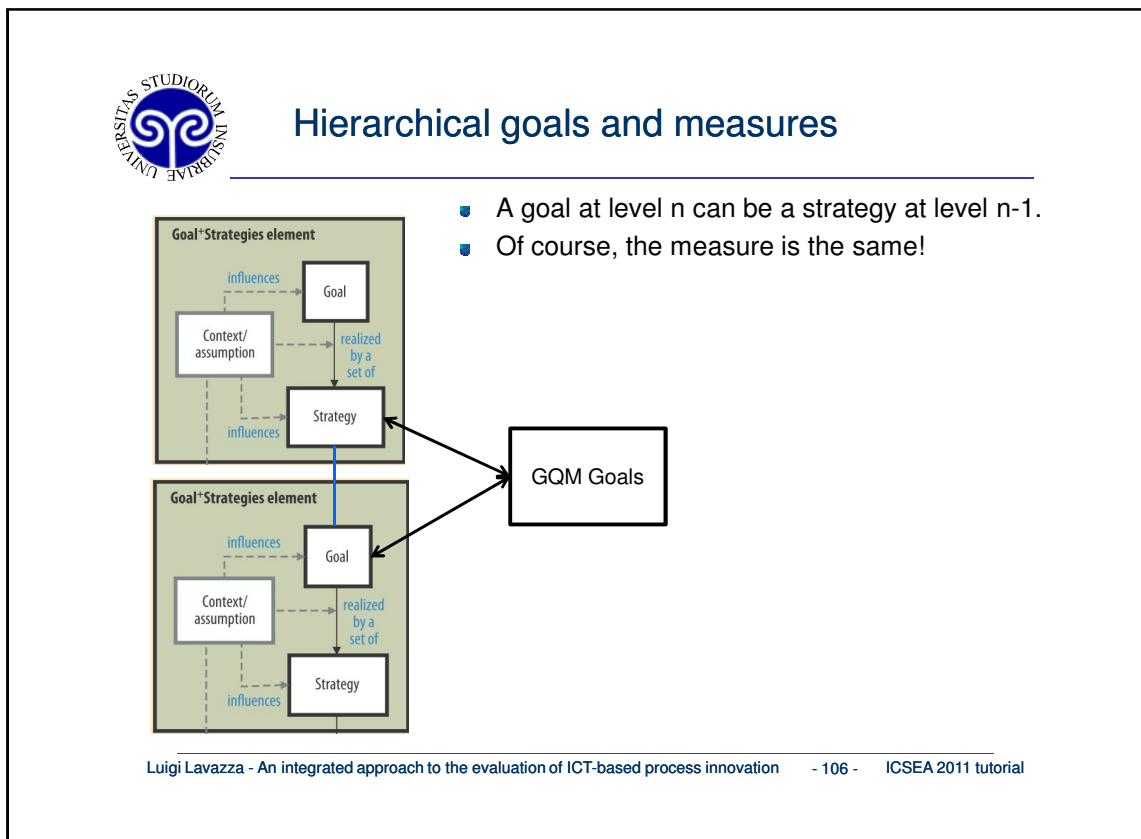
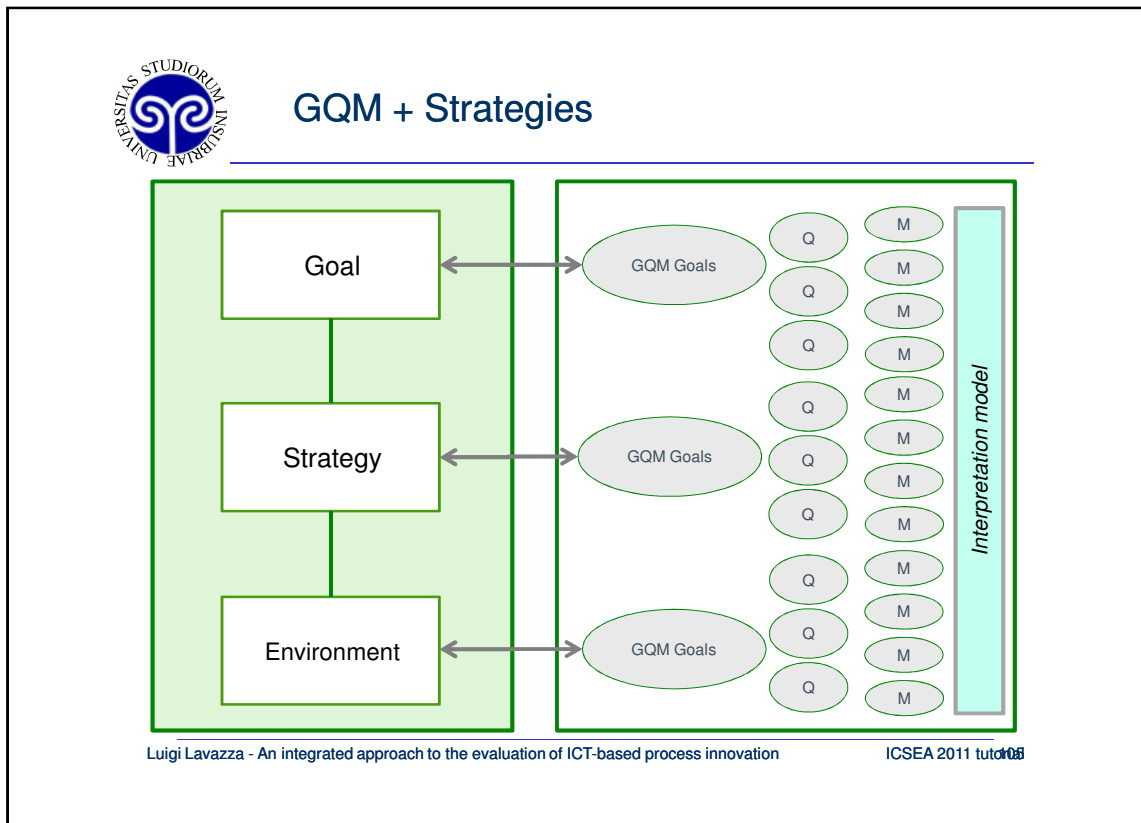
↔

**GQL plan (or graph)**

GQM Goals addressing Business Goals	GQM Goals characterizing the context
GQM Goals addressing Strategic actions	Interpretation model

- Differences with respect to Basili et al.:
  - ▶ A GQM goal for each component of the Goal+Strategies element, instead of “a single GQM goal that measures a Goal+Strategies element and its corresponding questions, metrics, and interpretation models.”
  - ▶ Rationale: it is interesting to know a) if the strategic actions were performed; b) if the context worked as expected (did some condition affect the usual cause-effect relationships that should make the strategy work?); c) if the business goal was achieved, and to what extent.

Luigi Lavazza - An integrated approach to the evaluation of ICT-based process innovation - 104 - ICSEA 2011 tutorial





## Some economy of scale

---

- The nodes are related semi-hierarchically. A goal can have several associated measurement goals, each of which is the basis for an entire GQM graph.
- However, *different GQM structures are likely to use some of the same questions and metrics*, and interpretation models might combine data from different GQM structures, thus optimizing metrics collection.
- The results of the lower-level interpretation models feed into the higher-level ones to provide feedback on lower-level goal achievement.

---

Luigi Lavazza - An integrated approach to the evaluation of ICT-based process innovation - 107 - ICSEA 2011 tutorial



## Dealing with uncertainty

---

- The context includes
  - ▶ Factors (known with certainty)
    - These are mainly cause-effect relations that are known to hold in the environment
  - ▶ Assumption (uncertain)
    - Almost everything, from manager intuitions to urban legends

- Accordingly, we could say that

Context<sub>F</sub>, Context<sub>A</sub>, Strategy | -Goal

- Of course, assumptions need to be verified. Thus, we need GQM goals to check that assumptions are true.
  - ▶ A good strategy may be well implemented and fail because of wrong assumptions ...

---

Luigi Lavazza - An integrated approach to the evaluation of ICT-based process innovation - 108 - ICSEA 2011 tutorial



## GQM+Strategies: references

- Basili, V., Lindvall, M., Regardie, M., Seaman, C., Heidrich, J., Munch, J., Rombach, D. and Trendowicz, A. (2010) "Linking Software Development and Business Strategy Through Measurement" *Computer*, vol. 43, no. 4, pp. 57-65.
- Victor Basili, Jens Heidrich, Mikael Lindvall, Jürgen Münch, Carolyn Seaman, Myrna Regardie, Adam Trendowicz, "Determining the Impact of Business Strategies Using Principles from Goal-oriented Measurement", *Business Services: Konzepte, Technologien, Anwendungen. 9. Internationale Tagung Wirtschaftsinformatik*. Books OCG. Vienna, Austria: Österreichische Computer Gesellschaft.
- Victor Basili, Jens Heidrich, Mikael Lindvall, Jürgen Münch, Myrna Regardie, Adam Trendowicz, "GQM + Strategies – Aligning Business Strategies with Software Measurement ", ESEM '07 - First International Symposium on Empirical Software Engineering and Measurement.
- Vladimir Mandic and Markku Oivo, "SAS: A Tool for the GQM+Strategies Grid Derivation Process", PROFES 2010, Springer-Verlag LNCS 6156, 2010.

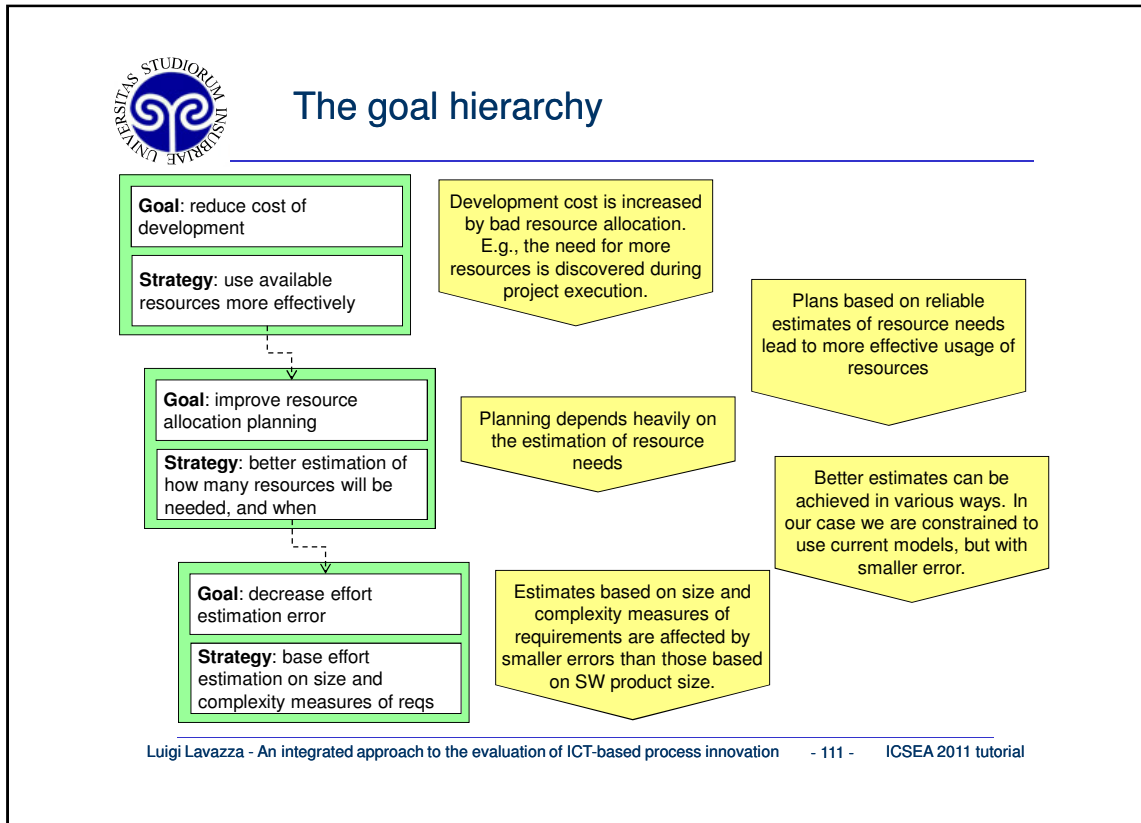
Luigi Lavazza - An integrated approach to the evaluation of ICT-based process innovation - 109 - ICSEA 2011 tutorial



## GQM+Strategies in our case study

- Nobody wants to improve the precision of development effort estimates just to prove that he/she is good at it!
- There must be some important\* reasons behind such need.
  - \* usually, "important" means "related to earning or saving money"
- In our case, it is easy to imagine a hierarchy like the following:
  - ▶ High-level goal: reduce cost of development
  - ▶ Strategy: use more effectively the available resources
  - ▶ Second level goal: improve resource allocation planning
  - ▶ Second level strategy: achieve a better understanding (estimation) of how many resources will be needed, and when.
  - ▶ Third level goal: decrease effort estimation error
  - ▶ Third level strategy: base effort estimation on both size and complexity of requirements.

Luigi Lavazza - An integrated approach to the evaluation of ICT-based process innovation - 110 - ICSEA 2011 tutorial



**Thanks for your attention!**

**Luigi Lavazza**  
 Department of Computer Science and Communication  
 Università dell'Insubria  
 Via Mazzini, 5  
 21100 Varese - Italy  
 email: [luigi.lavazza@uninsubria.it](mailto:luigi.lavazza@uninsubria.it)

Luigi Lavazza - An integrated approach to the evaluation of ICT-based process innovation - 112 - ICSEA 2011 tutorial